

# 2020 PCRRC Data Report

## City of Oxford Police Division



Presented at the May 20, 2021  
Police Community Relations &  
Review Commission meeting

# 2010 Census Data for Oxford

Age	2010 Census
Under 16	6.7%
16 to 25	68.0%
26 to 35	7.1%
36 to 45	3.8%
46 to 60	4.4%
61 to 70	4.4%
Over 71	5.6%
Total	100%

## 2010 Census Data

Race	2010 Census
Asian	5.4%
Black	4.0%
White	87.6%
Other	3.0%
Total	100%

Provided at the request of PCRRC sub-committee on data, however  
Census data is not recommended to be used as benchmark data.

# Miami University Data 2019-2020

	Degree-Seeking First-Time First Year	Degree-Seeking Undergraduates (include first-time first-year)	Total Undergraduates (both degree- and non-degree- seeking)
Nonresident aliens	183	2,036	2,166
Hispanic/Latino	260	876	877
Black or African American, non-Hispanic	153	614	615
White, non-Hispanic	3,401	12,350	12,401
American Indian or Alaska Native, non-Hispanic	8	25	25
Asian, non-Hispanic	115	404	411
Native Hawaiian or other Pacific Islander, non-Hispanic	3	12	12
Two or more races, non-Hispanic	170	665	668
Race and/or ethnicity unknown	16	62	71
<b>TOTAL</b>	<b>4,309</b>	<b>17,044</b>	<b>17,246</b>

# Census Data – 2019 American Community Survey 5-Year Estimates

## Race and Ethnicity

### Race

22,700 +/- 452

Total population in Oxford city, Ohio

324,697,795 +/- \*\*\*\*\*

Total population in United States

Table: DP05  
Table Survey/Program: 2019 American Community Survey 5-Year Estimates

### Population by Race in Oxford city, Ohio

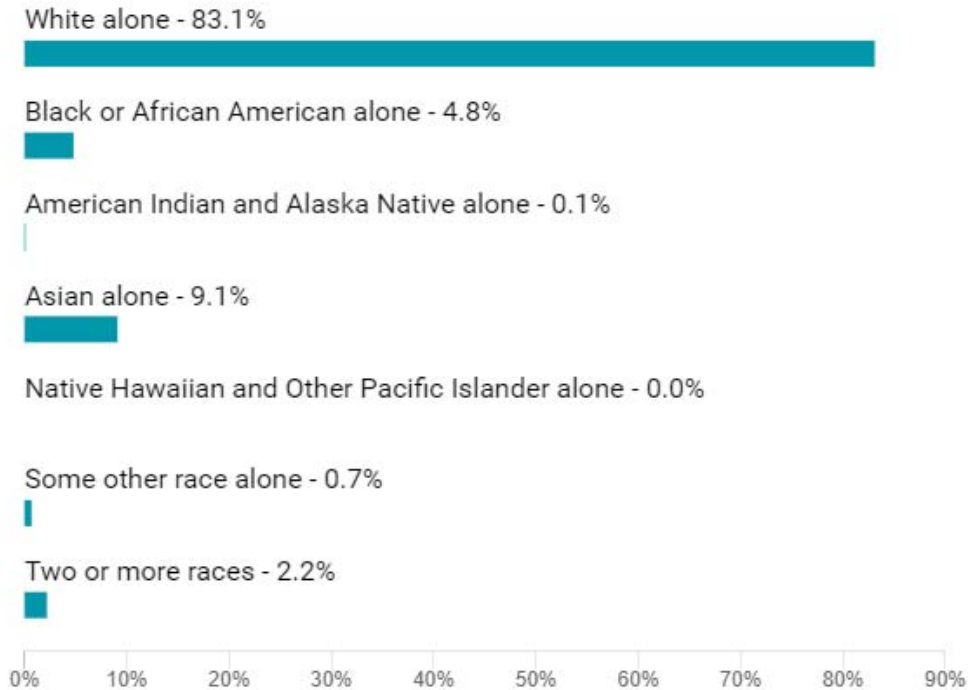


Chart Survey/Program: 2019 American Community Survey 5-Year Estimates

Margin of Error

SHARE / EXPORT

City of Oxford  
Police Division  
Charges by Race from January to December 2020

Race	Traffic & Criminal Citations	% of Total
Asian	149	9.5%
Black	130	8.3%
White	1,228	78.3%
Other	6	.7%
Unknown	51	3.18%
Total	1,564	100%

The number of criminal and traffic charges are taken from the Oxford Police Division's Report Management System. Also, identification of race or ethnicity is typically determined by responding police officer.

City of Oxford  
Police Division  
Arrests by Race from January to December 2020

Race	Arrests	% of Total
Asian	14	1.97%
Black	52	7.33%
White	620	87.44%
Other	1	.001%
Unknown	22	3.10%
Total	709	100%

Source: City of Oxford Police Division Records Management System. The number of Arrests reflects the physical arrest of a person and not the number of criminal charges. This would include a warrant arrest on charges from previous years and expunged records.

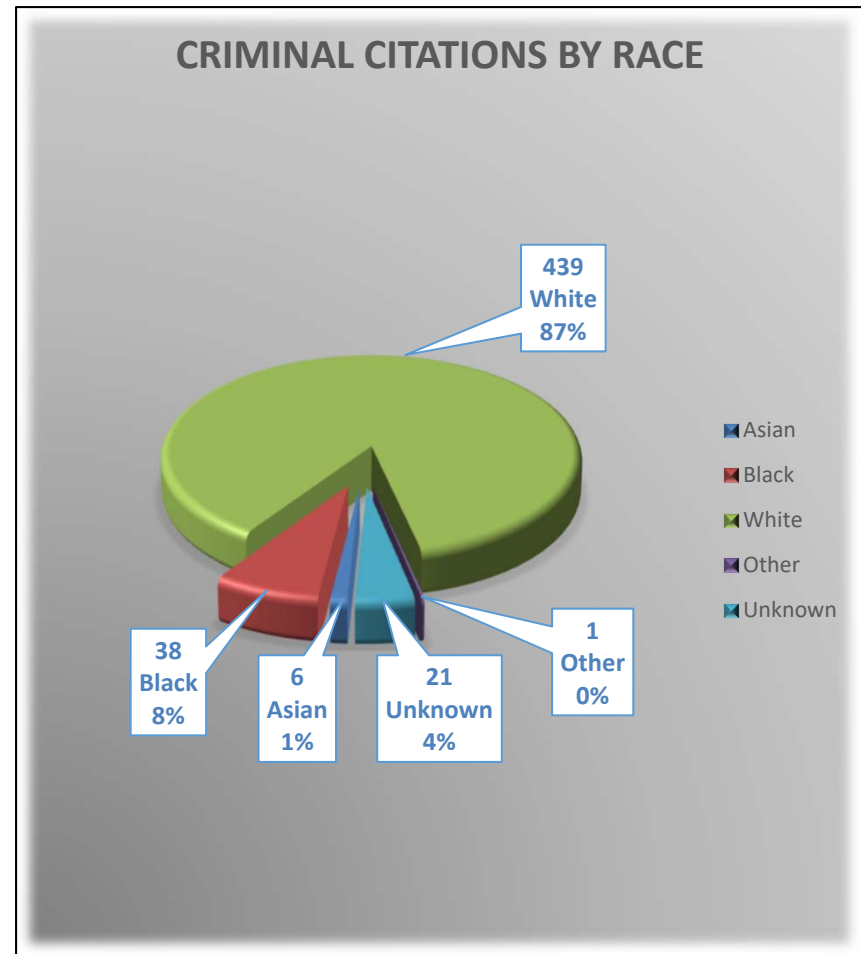
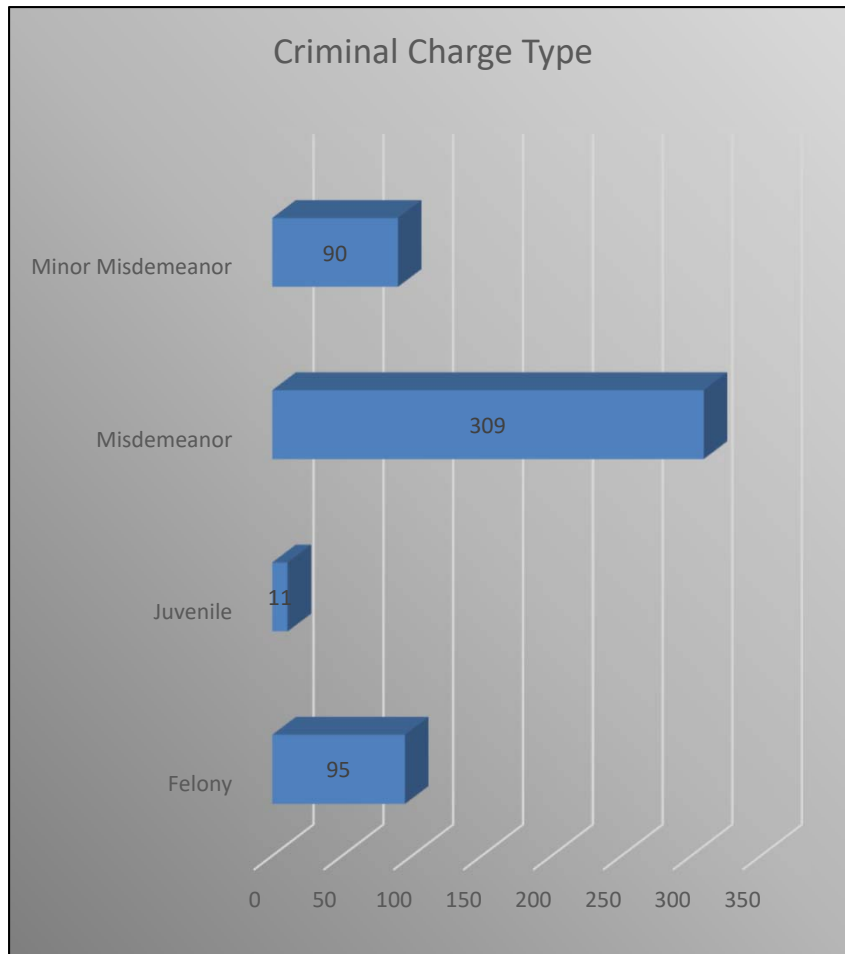
City of Oxford  
Police Division  
Charges by Age from January to December 2020

Age	Charges	% of Total
Under 16	3	0.001%
16 to 25	940	60.06%
26 to 35	290	18.53%
36 to 45	174	11.11%
46 to 60	118	7.53%
61 to 70	26	1.66%
Over 71	14	0.89%
Total	1,565	100%

# Traffic Citation Breakdown

Race	# of Traffic Citations	Percentage
Asian	136	16.87%
Black	84	10.42%
White	559	69.35%
Other	5	1%
Unknown	22	2.73%
Total	806	100%

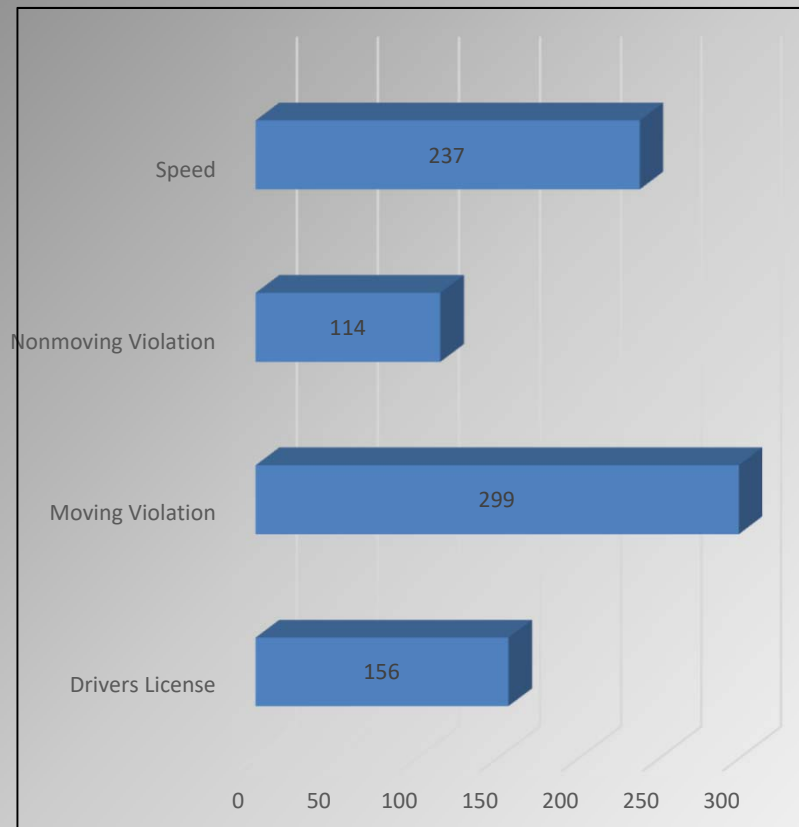
# Criminal Charge Breakdown



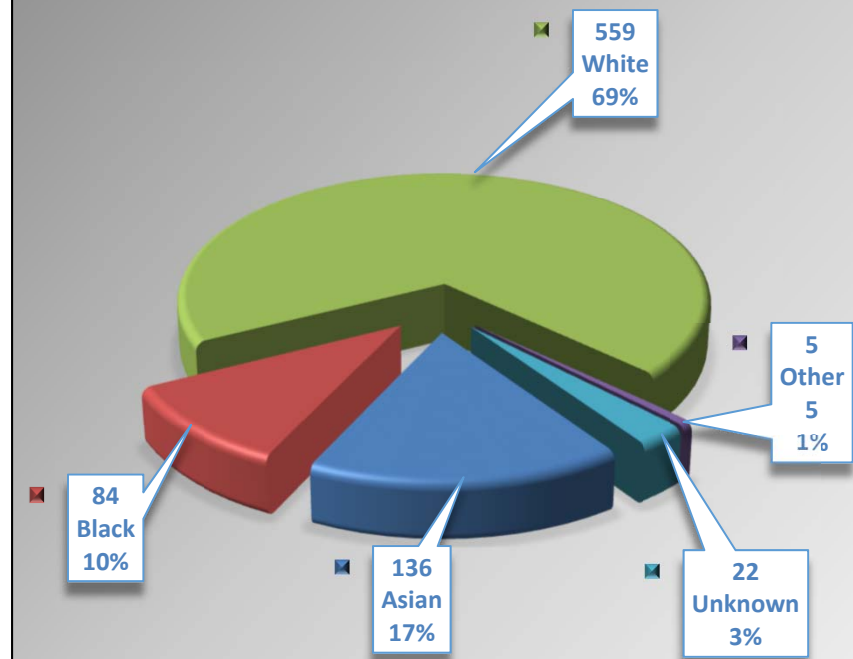
This report represents new criminal charges filed in 2020 that are classified as MM, M, Juvenile or Felonies. It does not include expungements, warrant arrests, OVIs, or other traffic offenses.

# Traffic Citation Breakdown

Traffic Citation Types



TRAFFIC CITATION BY RACE



## TRENDS 2017 - 2020

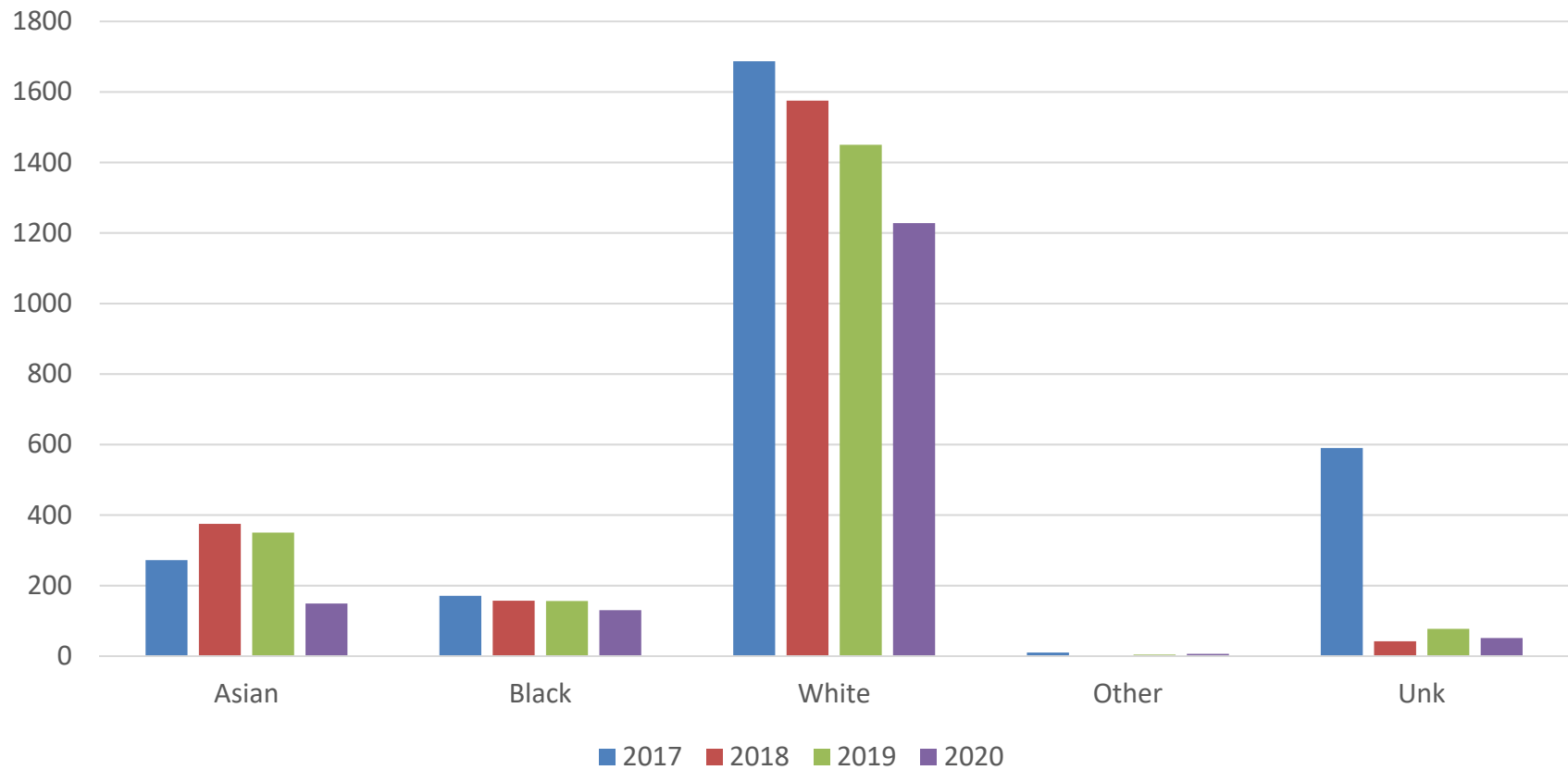
### City of Oxford Police Division

Race	Arrests & Citations 2017	% of Total	Arrests & Citations 2018	% of Total	Arrests & Citations 2019	% of Total	Arrests & Citations 2020	% of Total
Asian	<b>272</b>	9.96%	<b>375</b>	17.45%	<b>350</b>	17.18%	<b>149</b>	9.5%
Black	<b>171</b>	6.26%	<b>157</b>	7.31%	<b>156</b>	7.65%	<b>130</b>	8.3%
White	<b>1687</b>	61.79%	<b>1575</b>	73.29%	<b>1450</b>	71.18%	<b>1228</b>	78.3%
Other	<b>10</b>	.37%			<b>4</b>	.19%	<b>6</b>	.7%
Unk	<b>590</b>	21.61%	<b>42</b>	1.95%	<b>77</b>	3.78%	<b>51</b>	3.18%
<b>TOTAL</b>	<b>2730</b>	100%	<b>2149</b>	100%	<b>2037</b>	100%	<b>1564</b>	100%

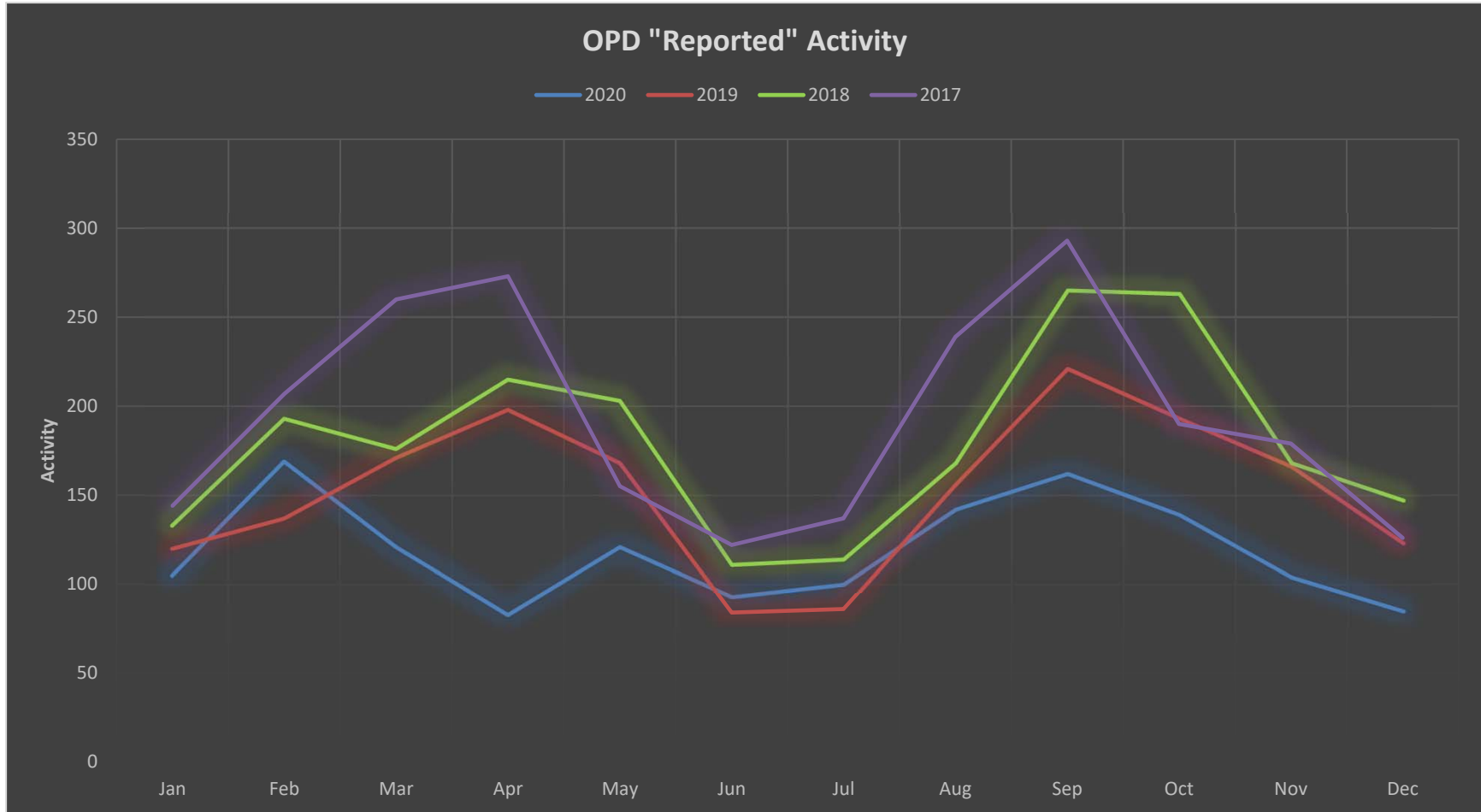
The number of arrests and citations are taken from the Oxford Police Division's Report Management System. Also, identification of race or ethnicity is typically determined by responding police officer.

# Charges by Race

Arrests & Citations 2017-2020



# Report Activity



Includes all reportable activity: offense, incident, and traffic reports

# 2020 Use of Force Reports

Officer	Date	Type of Force	Charges	Age	Race	Sex
59	3/8/20	Physical	Tampering with Evidence/Obstructing/Resisting	31	W	F
56	3/23/20	OC Spray	Domestic Violence/Obstructing	35	W	M
59	5/22/20	Physical	Obstructing/Resisting/Drug Paraphernalia	35	W	M
40	9/19/20	Physical	Obstructing/Resisting	20	W	M
43	10/20/20	Physical	Domestic Violence/Theft	30	B	M
56/59	11/4/20	Physical	Mental Evaluation / Hospitalization	35	A	M
43	12/9/20	Physical/OC Spray	Obstructing/Resisting/Disorderly Conduct	21	W	M

# 2020 Display of Force Reports

Officer	Date	Weapon Displayed	Circumstances	Age	Race	Sex
42/59	1/19/20	Firearm	Fleeing and Eluding/Burglary	20/20/22	B/B/W	M
56	1/27/20	Taser	Drug Abuse Instruments	45	W	M
31/62	2/6/20	Firearm	Agency Assist – Murder Suspect		W	M
46/44	5/8/20	Firearm	Multiple Felony Warrants	28/38	W/W	M/F
39	5/30/20	Firearm	Burglary	31	W	M
42	5/29/20	Firearm	DUS/Possession of Meth	24	W	M
38	6/6/20	Firearm	Agg. Robbery/Felonious Assault	16	B	M
30	6/5/20	Firearm	Kidnapping/Felonious Assault	18/18	W/W	M
44	9/17/20	Firearm	Domestic Violence	29/22	B/W	M/F
22	12/1/20	Firearm	Obstructing Official Business	17	W	M
52	12/5/20	Firearm	Failure to Comply/MV Theft	24	W	M
33	12/8/20	Firearm	Burglary/Obstructing	22	W	M
62	12/12/20	Firearm	Temporary Permit/Stop Sign/Stolen Vehicle	17	W	F

# 2020 Formal Complaints

Month of Complaint	Employee Classification	Type of Complaint	Resolution
March	Police Officer	Alleged use of force	Unfounded
March	Police Officer	Alleged officer provoked confrontation	Unfounded

# 2020 Positive Feedback

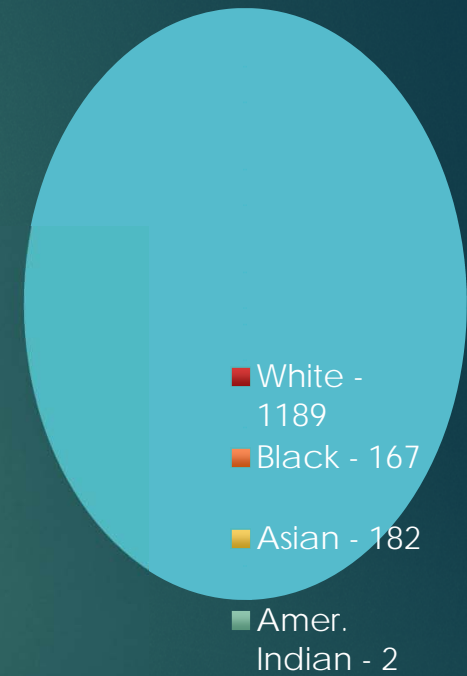
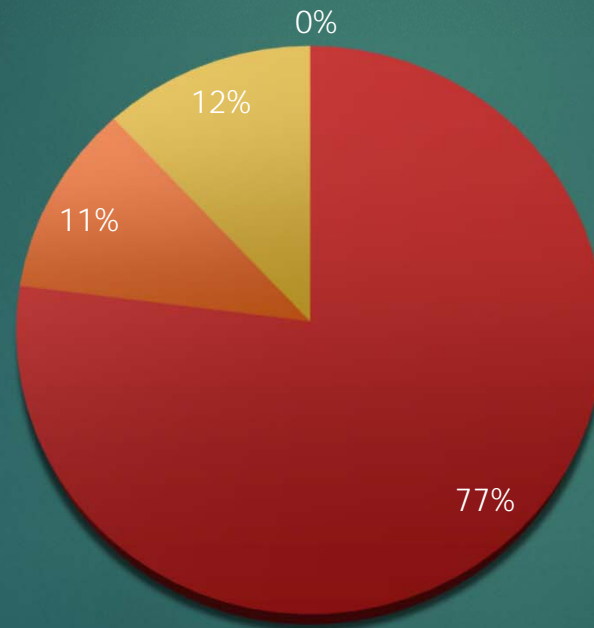
Type	# received
Email from a citizen to Chief thanking officer	6
Thank you cards or letters dropped off or mailed to the department	Several (not accurate tracking)
Life Saving Award (given to Sgt. Varley for doing CPR on cardiac arrest victim who lived)	1



# 2020 Self Initiated Stop Data

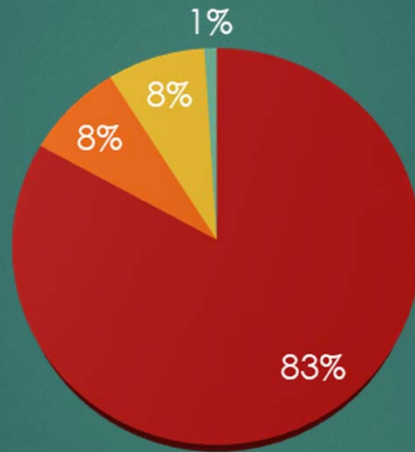
THE CITY OF OXFORD POLICE DEPARTMENT

# 2020 Traffic Stop data




Total = 1540

# 2020 Traffic Crash Benchmark data

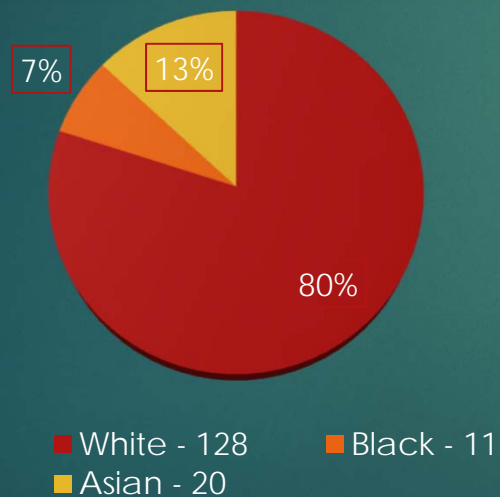


■ White - 268 ■ Black - 26 ■ Asian - 28 ■ Amer Indian - 2 Total = 324

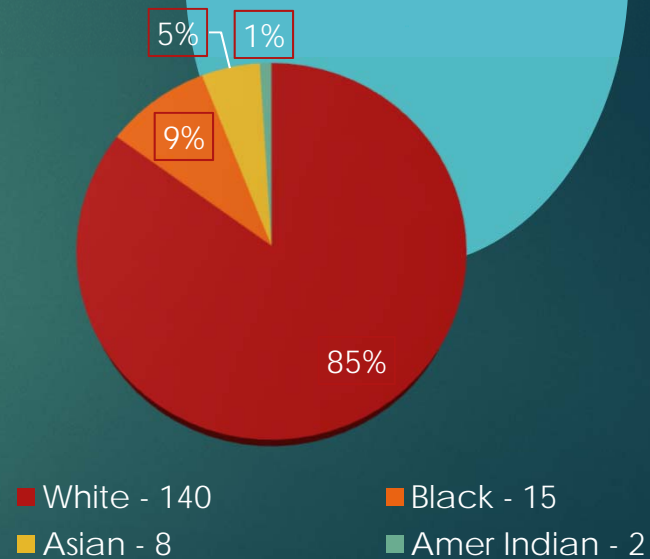


# Traffic Crash Benchmark data

At Fault

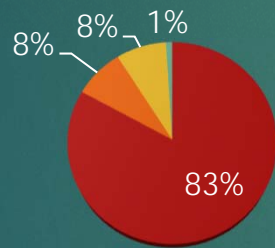


No Fault



# Comparison of Crash vs Traffic Stop

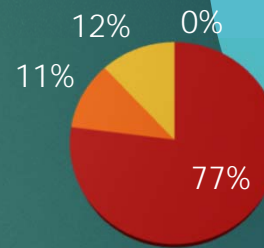
Crash Total



White - 268      Black - 26  
Asian - 28      Amer Indian - 2

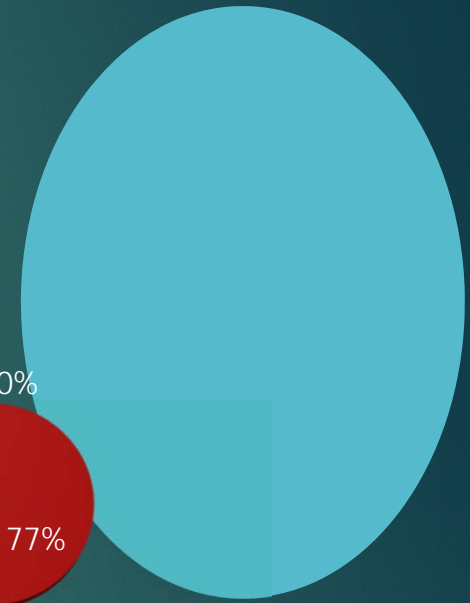
Total = 324

Traffic Stop



White - 1189      Black - 167  
Asian - 182      Amer Indian - 2

Total = 1540



# Coming next year... 2021 data currently being collected

- ▶ Added ethnicity to the demographic data
  - ▶ Hispanic
  - ▶ Non-Hispanic
- ▶ Have added Pedestrian Stop
- ▶ Will now collect data for:
  - ▶ Traffic Crash – to be used as benchmark data
  - ▶ Traffic Stop – officer initiated
  - ▶ Pedestrian Stop – officer initiated

